

**STUDENT MINISTRY  
STATISTICS****63**Students attended  
Bible Studies**42**Committed Students  
in Bible Studies**6**Weekly Bible  
Studies**15**Students in  
Discipleship**1**

Student entered Seminary

**MESSAGE FROM  
FR. RICHARD**

Thank you for all of your support this past year. We had a very successful 3<sup>rd</sup> year of ministry to our students. Our statistics reflect the growth of our community and the outreach to the Auraria campus. Similarly, our sandwich line ministry to our friends in downtown Denver has continued our century long commitment to the works of mercy. None of this would be possible without continuous generosity.

*Blessings,  
Fr. Richard*

**SANDWICH LINE  
MINISTRY****70**

Meals Served per Day

**365**

Days per Year

**100 +**

Volunteers

**INCOME STATEMENT**

	FY24	FY25	Budget FY26
Contributions (Offertory & Gifts)	\$305,773	\$252,742	\$139,547
Program Income	\$2,636	\$19,731	\$47,000
Investment Income	\$6,617	\$8,256	\$8,000
Rental Income	\$41,370	\$47,400	\$55,791
Other Income	\$14,170	\$89,932	\$5,800
Salaries & Benefits	\$(59,488)	\$(133,060)	\$(41,134)
Program Expenses	\$(62,320)	\$(78,334)	\$(92,353)
Facilities & Maintenance	\$(182,413)	\$(140,872)	\$(179,727)
Other Operating Expenses	\$(48,724)	\$(42,338)	\$(34,559)
Net Income	\$17,622	\$23,457	\$(91,635)

**BALANCE SHEET**

	FY25	FY24
Unrestricted Cash	\$274,155	\$336,387
Temporarily Restricted Cash	\$7,564	\$9,952
Property, Plant, & Equipment (net)	\$2,523,613	\$2,473,785
Other Assets	\$14,809	\$48,101
Total Assets	\$2,820,142	\$2,868,225
Liabilities	\$(11,141)	\$(82,681)
Net Assets	\$2,809,001	\$2,785,544

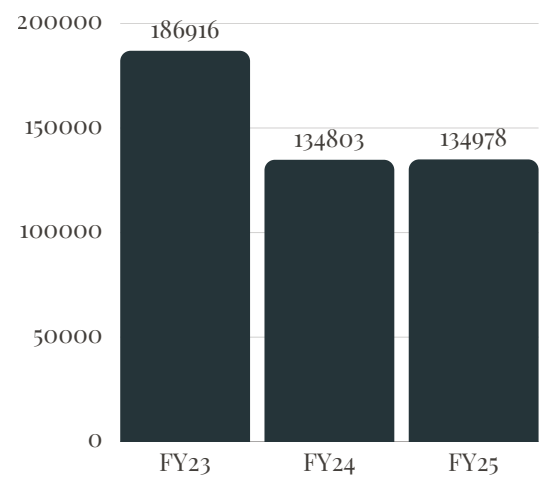
\*All statistics follow the calendar year of 1/1/24 - 12/31/24.

\*All financial numbers follow the fiscal year of 7/1/24 - 6/30/25.

---

## 3 year Trend of Offertory

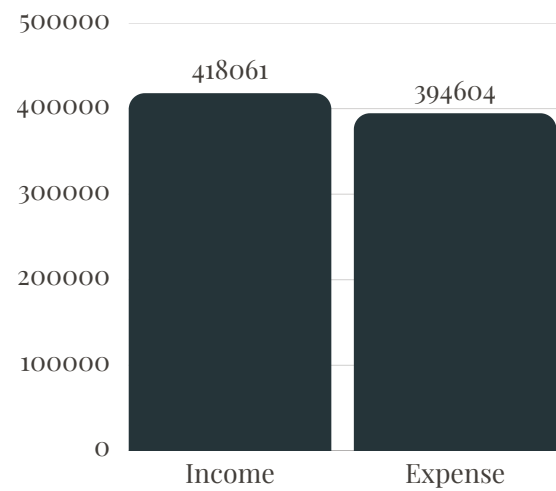
- Offertory decreased 28% from Fiscal Year 2023 to Fiscal Year 2024 and 2025.
- We encourage you to continue to be generous in your offertory gifts to sustain our parish and our ministries.



---

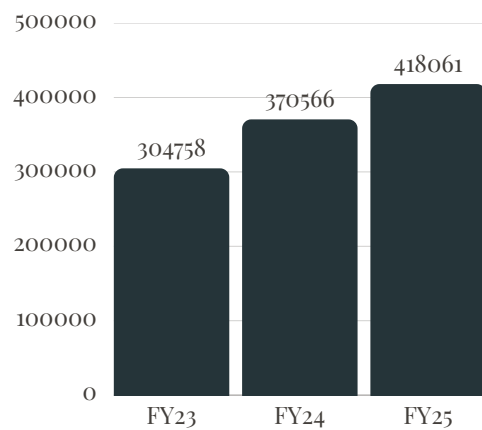
## FY25 Income & Expenses

- Offertory, Gifts, and Grants contributed greatly to our income as parish this year.
- A significant amount of our expenses came from the maintenance and insurance expense for St. Elizabeth church.



---

## 3 year Income Trend



---

## 3 year Expense Trend

